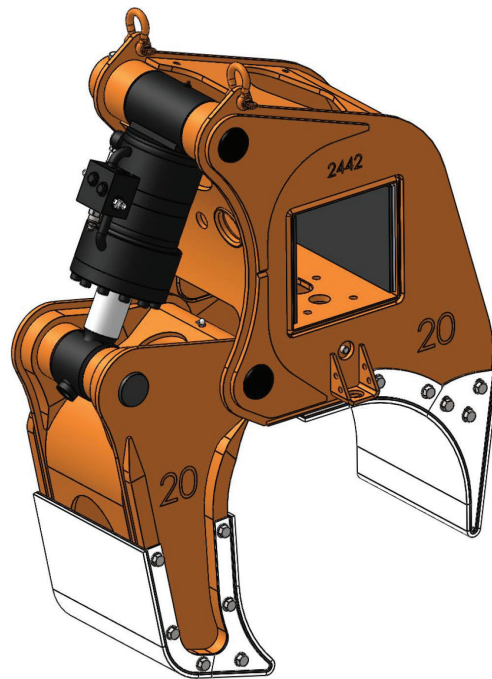


PIPE ARM LARGE

20"

Individual sizes designed to easily handle 20-42" diameter coated or uncoated pipe using DECKHAND L

- Handles pipe on and off trailers, rail cars, or pipe rack without disturbing adjacent pipe
- Sensors allow operator to monitor arm grip status while moving pipe
- Load locking valve system ensures pipe is never dropped
- Proximity sensors inform operator of correct positioning and clearance
- Pipe can be lifted from an off-center position
- Arms utilize long lasting wear pads to protect coated pipe from damage
- Fast and efficient at stringing pipe during pipeline construction
- Can handle pipe covered with snow, ice or dirt



LaValley Industries.

DECKHAND PIPE ARM LARGE 20 INCH PAL SPECIFICATIONS

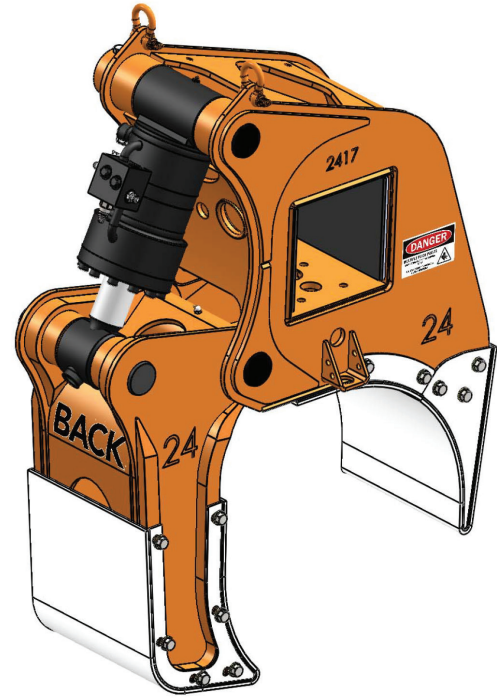
Part Number	2441
Model Number	PAL 20
Main Beam Size (inches)	8x8
Material Capacity	20 IN / 50.8 CM
Capacity (per two arms)	16,000 LB / 7,257 KG
Weight	750 LB / 340 KG
Shipping Crate P/N	2578
Shipping Dimensions	52L x 42W x 52H IN / 132L x 107W x 132H CM
Shipping Weight (arm set with crate)	2,260 LB / 1,025 KG

PIPE ARM LARGE

24"

Individual sizes designed to easily handle 20-42" diameter coated or uncoated pipe using DECKHAND L

- Handles pipe on and off trailers, rail cars, or pipe rack without disturbing adjacent pipe
- Sensors allow operator to monitor arm grip status while moving pipe
- Load locking valve system ensures pipe is never dropped
- Proximity sensors inform operator of correct positioning and clearance
- Pipe can be lifted from an off-center position
- Arms utilize long lasting wear pads to protect coated pipe from damage
- Fast and efficient at stringing pipe during pipeline construction
- Can handle pipe covered with snow, ice or dirt



LaValley Industries.

DECKHAND PIPE ARM LARGE 24 INCH PAL SPECIFICATIONS

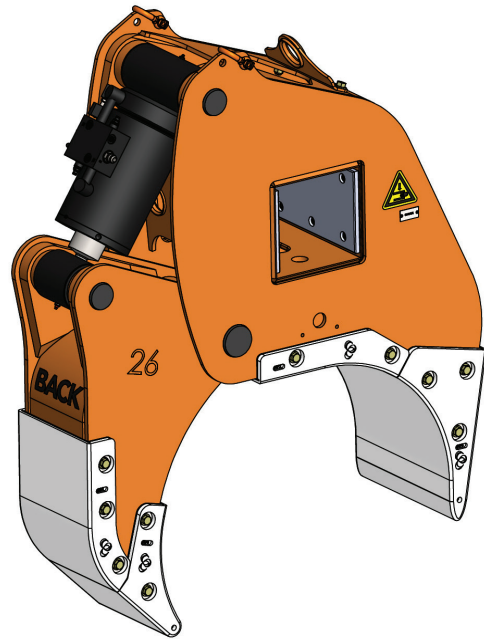
Part Number	2416
Model Number	PAL 24
Main Beam Size (inches)	8x8
Material Capacity	24 IN / 61 CM
Capacity (per two arms)	20,000 LB / 9,072 KG
Weight	825 LB / 374 KG
Shipping Crate P/N	2578
Shipping Dimensions	52L x 42W x 52H IN / 132L x 107W x 132H CM
Shipping Weight (arm set with crate)	2,410 LB / 1,093 KG

PIPE ARM LARGE

26"

Individual sizes designed to easily handle 20-42" diameter coated or uncoated pipe using DECKHAND L

- Handles pipe on and off trailers, rail cars, or pipe rack without disturbing adjacent pipe
- Sensors allow operator to monitor arm grip status while moving pipe
- Load locking valve system ensures pipe is never dropped
- Proximity sensors inform operator of correct positioning and clearance
- Pipe can be lifted from an off-center position
- Arms utilize long lasting wear pads to protect coated pipe from damage
- Fast and efficient at stringing pipe during pipeline construction
- Can handle pipe covered with snow, ice or dirt



DECKHAND PIPE ARM LARGE

26 INCH PAL SPECIFICATIONS

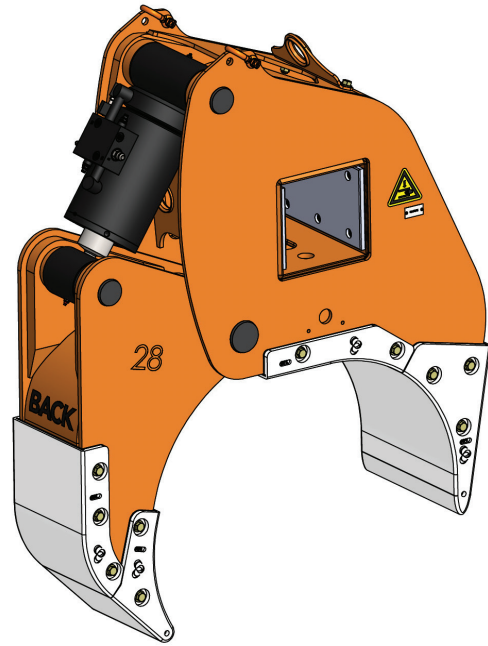
Part Number	6778
Model Number	PAL 26
Main Beam Size (inches)	8x8
Material Capacity	26 IN / 50.8 CM
Capacity (per two arms)	21,000 LB / 9,525 KG
Weight	1,065 LB / 483 KG
Shipping Crate P/N	2628
Shipping Dimensions	66L x 46W x 70H IN / 168L x 117W x 178H CM
Shipping Weight (arm set with crate)	3,295 LB / 1,495 KG

PIPE ARM LARGE

28"

Individual sizes designed to easily handle 20-42" diameter coated or uncoated pipe using DECKHAND L

- Handles pipe on and off trailers, rail cars, or pipe rack without disturbing adjacent pipe
- Sensors allow operator to monitor arm grip status while moving pipe
- Load locking valve system ensures pipe is never dropped
- Proximity sensors inform operator of correct positioning and clearance
- Pipe can be lifted from an off-center position
- Arms utilize long lasting wear pads to protect coated pipe from damage
- Fast and efficient at stringing pipe during pipeline construction
- Can handle pipe covered with snow, ice or dirt



DECKHAND PIPE ARM LARGE 28 INCH PAL SPECIFICATIONS

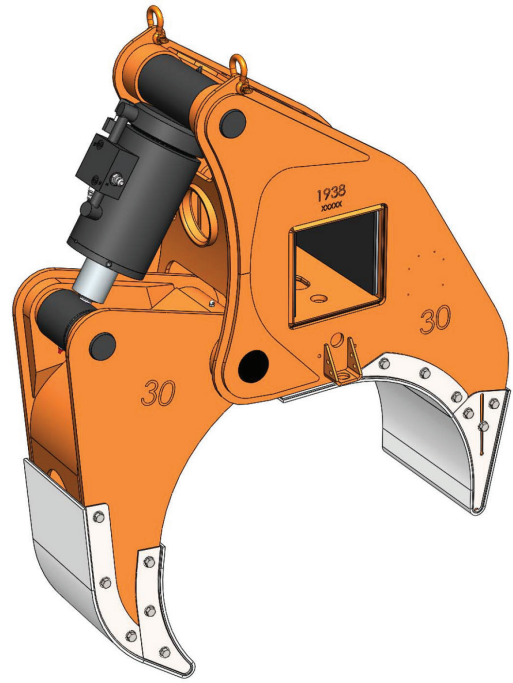
Part Number	6779
Model Number	PAL 28
Main Beam Size (inches)	8x8
Material Capacity	28 IN / 71.1 CM
Capacity (per two arms)	23,000 LB / 10,433 KG
Weight	1,085 LB / 492 KG
Shipping Crate P/N	2628
Shipping Dimensions	66L x 46W x 70H IN / 168L x 117W x 178H CM
Shipping Weight (arm set with crate)	3,295 LB / 1,495 KG

PIPE ARM LARGE

30"

Individual sizes designed to easily handle 20-42" diameter coated or uncoated pipe using DECKHAND L

- Handles pipe on and off trailers, rail cars, or pipe rack without disturbing adjacent pipe
- Sensors allow operator to monitor arm grip status while moving pipe
- Load locking valve system ensures pipe is never dropped
- Proximity sensors inform operator of correct positioning and clearance
- Pipe can be lifted from an off-center position
- Arms utilize long lasting wear pads to protect coated pipe from damage
- Fast and efficient at stringing pipe during pipeline construction
- Can handle pipe covered with snow, ice or dirt



DECKHAND PIPE ARM LARGE 30 INCH PAL SPECIFICATIONS

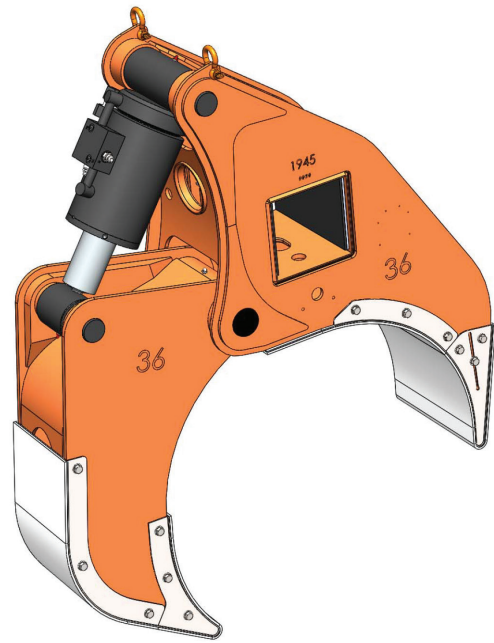
Part Number	2017
Model Number	PAL 30
Main Beam Size (inches)	8x8
Material Capacity	30 IN / 76.2 CM
Capacity (per two arms)	20,000 LB / 9,072 KG
Weight	1,000 LB / 454 KG
Shipping Crate P/N	2628
Shipping Dimensions	66L x 46W x 70H IN / 168L x 117W x 178H CM
Shipping Weight (arm set with crate)	3,125 LB / 1,417 KG

PIPE ARM LARGE

36"

Individual sizes designed to easily handle 20-42" diameter coated or uncoated pipe using DECKHAND L

- Handles pipe on and off trailers, rail cars, or pipe rack without disturbing adjacent pipe
- Sensors allow operator to monitor arm grip status while moving pipe
- Load locking valve system ensures pipe is never dropped
- Proximity sensors inform operator of correct positioning and clearance
- Pipe can be lifted from an off-center position
- Arms utilize long lasting wear pads to protect coated pipe from damage
- Fast and efficient at stringing pipe during pipeline construction
- Can handle pipe covered with snow, ice or dirt



DECKHAND PIPE ARM LARGE 36 INCH PAL SPECIFICATIONS

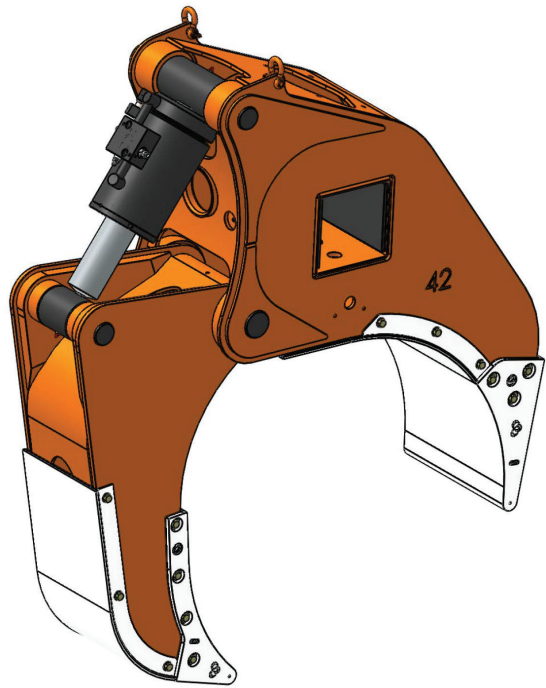
Part Number	2019
Model Number	PAL 36
Main Beam Size (inches)	8x8
Material Capacity	36 IN / 106.7 CM
Capacity (per two arms)	24,000 LB / 10,886 KG
Weight	1,100 LB / 499 KG
Shipping Crate P/N	2628
Shipping Dimensions	66L x 46W x 70H IN / 168L x 117W x 178H CM
Shipping Weight (arm set with crate)	3,325 LB / 1,508 KG

PIPE ARM LARGE

42"

Individual sizes designed to easily handle 20-42" diameter coated or uncoated pipe using DECKHAND L

- Handles pipe on and off trailers, rail cars, or pipe rack without disturbing adjacent pipe
- Sensors allow operator to monitor arm grip status while moving pipe
- Load locking valve system ensures pipe is never dropped
- Proximity sensors inform operator of correct positioning and clearance
- Pipe can be lifted from an off-center position
- Arms utilize long lasting wear pads to protect coated pipe from damage
- Fast and efficient at stringing pipe during pipeline construction
- Can handle pipe covered with snow, ice or dirt



DECKHAND PIPE ARM LARGE

42 INCH PAL SPECIFICATIONS

Part Number	2957
Model Number	PAL 42
Main Beam Size (inches)	8x8
Material Capacity	42 IN / 106.7 CM
Capacity (per two arms)	25,000 LB / 11,340 KG
Weight	1,435 LB / 650 KG
Shipping Crate P/N	2579
Shipping Dimensions	72L x 48W x 84H IN / 182.9L x 122W x 213H CM
Shipping Weight (arm set with crate)	4,240 LB / 1,923 KG