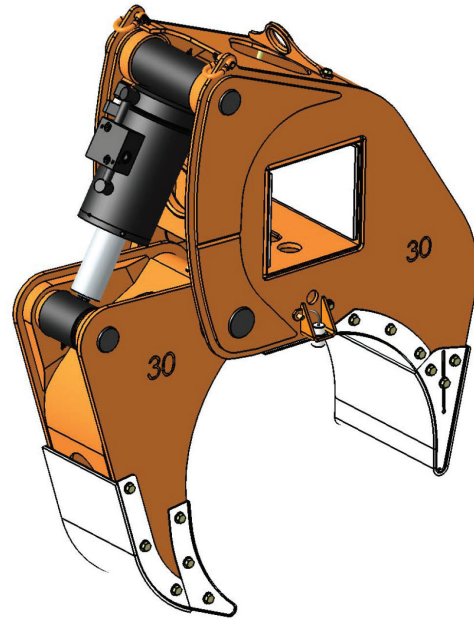


PIPE ARM EXTRA LARGE

30"

Individual sizes designed to easily handle 30-56" diameter coated or uncoated pipe using DECKHAND XL

- Handles pipe on and off trailers, rail cars, or pipe rack without disturbing adjacent pipe
- Sensors allow operator to monitor arm grip status while moving pipe
- Load locking valve system ensures pipe is never dropped
- Proximity sensors inform operator of correct positioning and clearance
- Pipe can be lifted from an off-center position
- Arms utilize long lasting wear pads to protect coated pipe from damage
- Fast and efficient at stringing pipe during pipeline construction
- Can handle pipe covered with snow, ice or dirt



DECKHAND PIPE ARM EXTRA LARGE

30 INCH PAXL SPECIFICATIONS

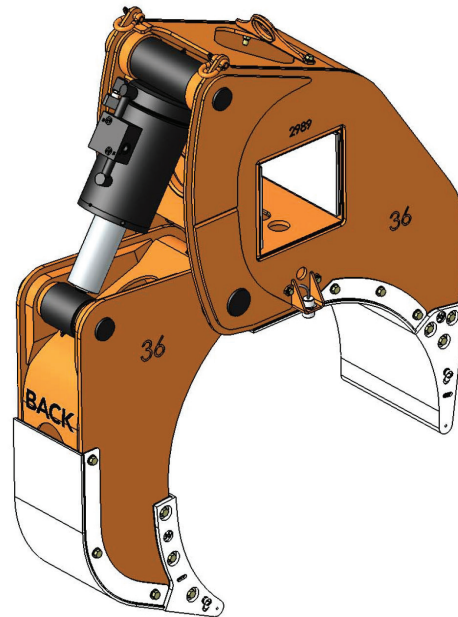
Part Number	3287
Model Number	PAXL 30
Main Beam Size (inches)	10x10
Material Capacity	30 IN / 76.2 CM
Capacity (per two arms)	28,000 LB / 12,700 KG
Weight	1,150 LB / 522 KG
Shipping Crate P/N	2628
Shipping Dimensions	66L x 46W x 70H IN / 168L x 117W x 178H CM
Shipping Weight (arm set with crate)	3,425 LB / 1,554 KG

PIPE ARM EXTRA LARGE

36"

Individual sizes designed to easily handle 30-56" diameter coated or uncoated pipe using DECKHAND XL

- Handles pipe on and off trailers, rail cars, or pipe rack without disturbing adjacent pipe
- Sensors allow operator to monitor arm grip status while moving pipe
- Load locking valve system ensures pipe is never dropped
- Proximity sensors inform operator of correct positioning and clearance
- Pipe can be lifted from an off-center position
- Arms utilize long lasting wear pads to protect coated pipe from damage
- Fast and efficient at stringing pipe during pipeline construction
- Can handle pipe covered with snow, ice or dirt



DECKHAND PIPE ARM EXTRA LARGE

36 INCH PAXL SPECIFICATIONS

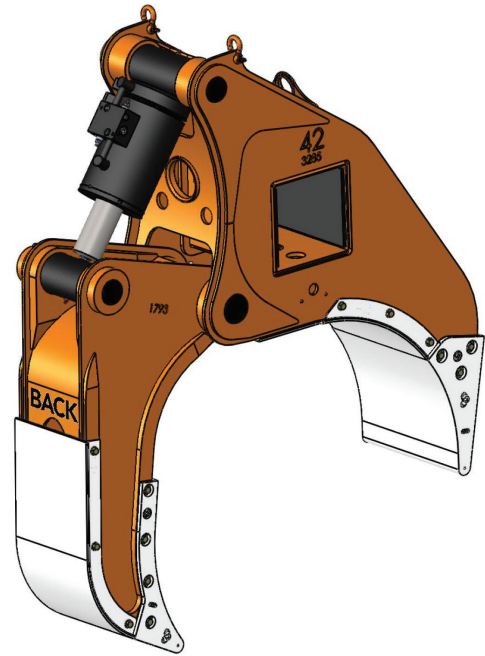
Part Number	3209
Model Number	PAXL 36
Main Beam Size (inches)	10x10
Material Capacity	36 IN / 91 CM
Capacity (per two arms)	32,000 LB / 14,515 KG
Weight	1,300 LB / 590 KG
Shipping Crate P/N	2628
Shipping Dimensions	66L x 46W x 70H IN / 168L x 117W x 178H CM
Shipping Weight (arm set with crate)	3,725 LB / 1,690 KG

PIPE ARM EXTRA LARGE

42"

Individual sizes designed to easily handle 30-56" diameter coated or uncoated pipe using DECKHAND XL

- Handles pipe on and off trailers, rail cars, or pipe rack without disturbing adjacent pipe
- Sensors allow operator to monitor arm grip status while moving pipe
- Load locking valve system ensures pipe is never dropped
- Proximity sensors inform operator of correct positioning and clearance
- Pipe can be lifted from an off-center position
- Arms utilize long lasting wear pads to protect coated pipe from damage
- Fast and efficient at stringing pipe during pipeline construction
- Can handle pipe covered with snow, ice or dirt



DECKHAND PIPE ARM EXTRA LARGE

42 INCH PAXL SPECIFICATIONS

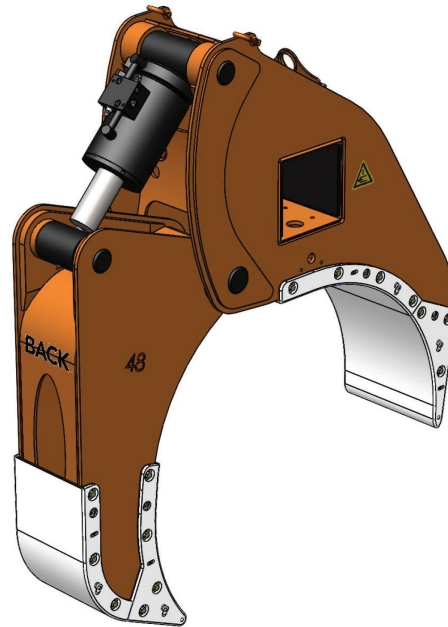
Part Number	1840
Model Number	PAXL 42
Main Beam Size (inches)	10x10
Material Capacity	42 IN / 106.7 CM
Capacity (per two arms)	28,000 LB / 12,700 KG
Weight	1,500 LB / 680 KG
Shipping Crate P/N	2579
Shipping Dimensions	72L x 48W x 84H IN / 182.9L x 122W x 213H CM
Shipping Weight (arm set with crate)	4,370 LB / 1,982 KG

PIPE ARM EXTRA LARGE

48"

Individual sizes designed to easily handle 30-56" diameter coated or uncoated pipe using **DECKHAND XL**

- Handles pipe on and off trailers, rail cars, or pipe rack without disturbing adjacent pipe
- Sensors allow operator to monitor arm grip status while moving pipe
- Load locking valve system ensures pipe is never dropped
- Proximity sensors inform operator of correct positioning and clearance
- Pipe can be lifted from an off-center position
- Arms utilize long lasting wear pads to protect coated pipe from damage
- Fast and efficient at stringing pipe during pipeline construction
- Can handle pipe covered with snow, ice or dirt



DECKHAND PIPE ARM EXTRA LARGE

48 INCH PAXL SPECIFICATIONS

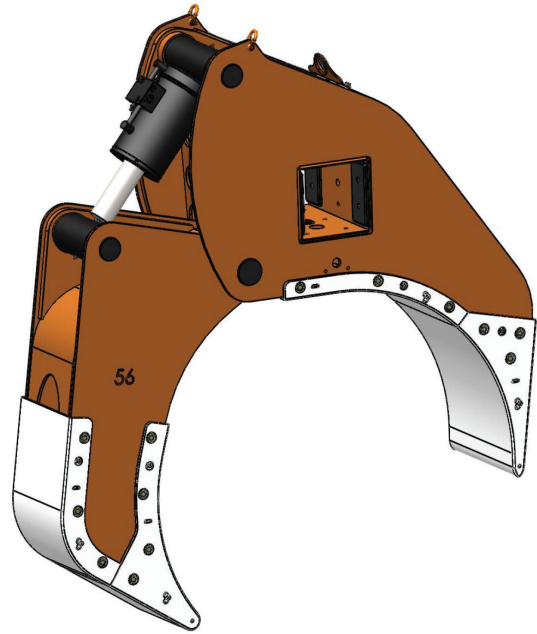
Part Number	4042
Model Number	PAXL 48
Main Beam Size (inches)	10x10
Material Capacity	48 IN / 122 CM
Capacity (per two arms)	30,000 LB / 13,608 KG
Weight	1905 LB / 864 KG
Shipping Crate P/N	4232
Shipping Dimensions	102L x 70W x 90H IN / 159L x 178W x 229H CM
Shipping Weight (arm set with crate)	6,400 LB / 2,903 KG

PIPE ARM EXTRA LARGE

56"

Individual sizes designed to easily handle 30-56" diameter coated or uncoated pipe using DECKHAND XL

- Handles pipe on and off trailers, rail cars, or pipe rack without disturbing adjacent pipe
- Sensors allow operator to monitor arm grip status while moving pipe
- Load locking valve system ensures pipe is never dropped
- Proximity sensors inform operator of correct positioning and clearance
- Pipe can be lifted from an off-center position
- Arms utilize long lasting wear pads to protect coated pipe from damage
- Fast and efficient at stringing pipe during pipeline construction
- Can handle pipe covered with snow, ice or dirt



DECKHAND PIPE ARM EXTRA LARGE

56 INCH PAXL SPECIFICATIONS

Part Number	4221
Model Number	PAXL 56
Main Beam Size (inches)	10x10
Material Capacity	56 IN / 142.2 CM
Capacity (per two arms)	33,000 LB / 14,970 KG
Weight	2,630 LB / 1,193 KG
Shipping Crate P/N	4232
Shipping Dimensions	102L x 70W x 90H IN / 159L x 178W x 229H CM
Shipping Weight (arm set with crate)	7,900 LB / 3,583 KG